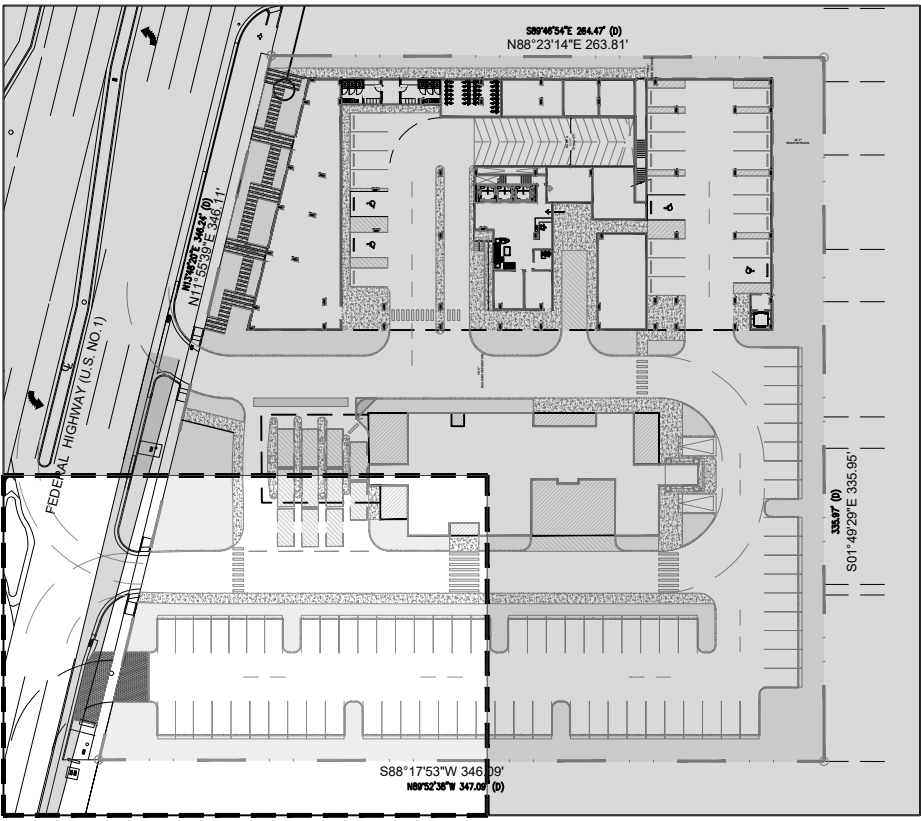


KEY:



IRRIGATION MATERIALS LIST


KEY	ITEM	QTY.
—	PVC laterals shall be Class 200 PVC (sized as shown on plans)	as required
—	MAIN shall be Class 200 PVC	as required
- - -	Bubbler Zone Piping	as required
≡≡≡	PVC sleeves shall be Class 200 PVC (sized double the width of the pipe within, installed wherever pipe runs under hardscape)	as required
	Flexible PVC or Polypipe (for swing joints)	as required
WM	Water Meter and Backflow Prevention Assembly (See Civil Plans)	1
EC	Electric Controller RAINBIRD ESP Series Controller	1
Δ	Rainbird RSD Series Rain Sensor (locate in area of free rainfall)	1
⬢	RAINBIRD 200-PESB 2" Electromechanical Solenoid Control Valve	#
	Irrigation Control Wire	as required
▼	Rainbird 1" Inline Pressure Regulator (PSI-M40X-100)(drip zones not to exceed 40psi max)	as required
- - -	RAINBIRD XFS Subsurface Dripperline XFS-09-12-500/250/100 Air/Vacuum Relief Valves Kit (3/4" Air relief valve/ Easy Fit Compression Tee/ and Flush Cap)	as required
⊠	Commercial Wide Flow Control Zone Kit (KCZ-100-PRB-LC) (0.3-20 gpm)	as required
⌘	RAINBIRD 3-RC Quick Coupler Valve	as required
≡≡	PVC Supply Header for dripperline Class 200 PVC	as required
⊗	RAINBIRD Xeri-Bubbler UXB-360-1032 (.6 gpm)	as required
Δ	RAINBIRD Xeri-Spray Adjustable mister 360 ADJUST (.1 gpm) (install into dripline with Xeri-bug drip emitters for spray into bromeliad cups)	as required
★	RAINBIRD 1300A-F Adjustable Flood Bubbler 1300A-F (1.5 gpm)	as required
⊗	RAINBIRD Rotary Spray Heads 17'-24' radius R-VAN 24 Series @ 40 PSI 6" pop-up in grass areas 12" pop-up on risers in shrub beds 24-360 (3.13 gpm) 24 (270°) (2.31 gpm) 24 (180°) (1.54 gpm) 24 (120°) (1.0 gpm) 24 (90°) (.77 gpm)	as required
⊗	RAINBIRD Rotary Spray Heads 13'-18' radius R-VAN 18 Series @ 40 PSI 6" pop-up in grass areas 12" pop-up on risers in shrub beds 18-360 (1.8 gpm) 18 (270°) (1.42 gpm) 18-(180°) (.98 gpm) 18-(120°) (.6 gpm) 18-(90°) (.5 gpm)	as required
⊗	RAINBIRD Rotary Spray Heads 8'-14' radius R-VAN 14 Series @ 40 PSI 6" pop-up in grass areas 12" pop-up on risers in shrub beds 14-360 (1.22 gpm) 14 (270°) (.92 gpm) 14-(180°) (.61 gpm) 14-(120°) (.4 gpm) 14-(90°) (.31 gpm)	as required



absolute-idea.com

CANAL PARK  
3323 NE 163rd Street, Suite 200 North Miami Beach, FL 33160  
305.792.0015 305.931.0279 info@absolute-idea.com

SEAL  
KEN GARDNER  
FLA 1569  
TO THE BEST OF MY KNOWLEDGE, THE PLANS AND SPECIFICATIONS COMPLY WITH THE APPLICABLE MINIMUM REQUIREMENTS AND THE APPLICABLE PROFESSIONAL STANDARDS AS DETERMINED BY THE LOCAL JURISDICTION IN ACCORDANCE WITH THE REGISTRATION REQUIREMENTS.



REV.	DATE	DESCRIPTION
01	XX-XX-2024	D.R.C SUBMITAL

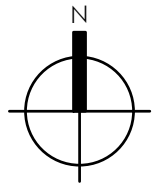
ALL MEASUREMENTS MUST BE VERIFIED BEFORE BEGINNING THE WORKS. NO MEASUREMENTS ARE TO BE SCALED DIRECTLY FROM THIS DRAWING.

Key section  
**PROGRESS SET**

Client  
**VERA FUND**  
NICK POLYUSHKIN  
& YURI KHARITONENKOV  
TEL: 305.833.3303

Project  
**1600 S FEDERAL HIGHWAY (MIXED-USE PROJECT)**  
1600 SOUTH FEDERAL HIGHWAY,  
POMPAHO BEACH, FL 33062

Title	
IRRIGATION PLAN GROUND FLOOR	
Drawn GSLA KG	Field LANDSCAPE ARCH
Scale as shown	Scale as shown
Date 10-09-2024	Date 10-09-2024
Dwg. no. L-303	Dwg. no. L-303



IRRIGATION PLAN - GROUND FLOOR

SCALE: 1" = 10'

